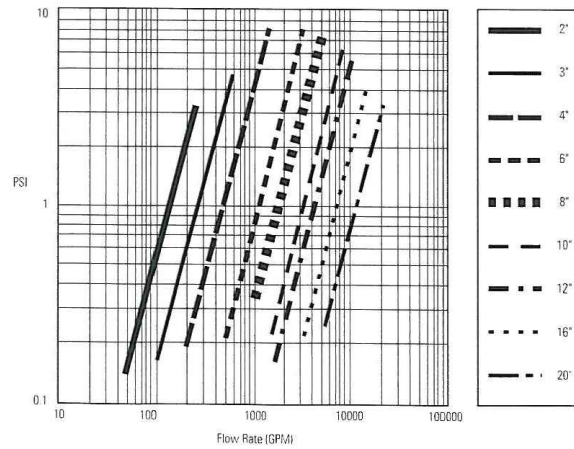


**DIMENSIONS**

Meter Size	A in/mm	B in/mm	C in/mm	D in/mm	E in/mm	F in/mm	No. of Holes	Hole Dia. in/mm	Weight lbs/kg
2"	7 178	6 152	5 1/4 133	2 1/8 54	4 1/2 114	3/4 19	2	3/4 19	16 7.3
3"	6 152	8 1/2 216	8 3/4 222	3 3/4 95	6 152	5/8 16	4	3/4 19	32 14.5
4"	7 1/2 191	9 3/4 248	10 1/2 267	4 1/2 114	7 1/2 191	11/16 17	8	3/4 19	42 19.0
6"	9 229	11 3/4 298	11 1/2 292	5 1/2 140	9 1/2 241	7/8 22	8	7/8 22	80 36.3
8"	10 254	14 356	13 1/2 343	6 3/4 171	11 3/4 298	1 1/8 29	8	7/8 22	120 54.5
10"	15 381	18 1/4 464	18 1/4 464	8 203	14 1/4 362	1 3/16 30	12	1 25	160 72.6
12"	16 7/8 429	18 1/2 479	20 1/2 521	9 1/2 241	17 432	13/16 21	12	1 25	180 81.6
16"	25 1/4 641	28 711	20 3/4 527	11 3/4 299	21 1/4 540	1 25	16	1 1/4 29	240 108.8
20"	18 5/8 473	28 711	26 1/8 664	13 3/4 349	25 635	1 1/8 29	20	1 1/4 32	300 136.0

**PRESSURE LOSS**



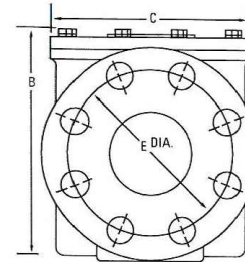
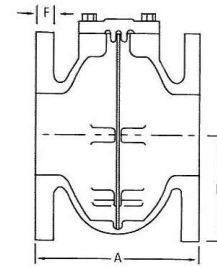
*This chart shows typical meter performance. Individual results may vary.*

**STRAINER PARTS NUMBERS**

- 2" 53120-000 No-lead high copper alloy
- 3" 53107-000 No-lead high copper alloy
- 4" 53107-100 No-lead high copper alloy
- 6" 52000-201 No-lead high copper alloy
- 8" 52000-304 No-lead high copper alloy
- 10" 52000-402 No-lead high copper alloy
- 12" 9276-000 Steel
- 16" 9276-100 Steel
- 20" 9276-200 Steel

**MAXIMUM OPERATING PRESSURE**

- 150 psi



Neptune engages in ongoing research and development to improve and enhance its products. Therefore, Neptune reserves the right to change product or system specifications without notice.



3450 W. 131st. Street  
Carmel, IN 46074

Phone: 317-733-2855  
Fax: 317-733-2053

**CARMEL WATER  
STANDARD DETAILS**

**TITLE:  
3"-8" INSIDE STRAINER  
METER SETS**

Date: January 2023

Scale: No Scale

Drawn By: Crossroad Engineers

Drawing Name: CW-15